



Attention Families!

St. Francis School District is now taking payments online!

Pay when it's most convenient for you with a computer or mobile device at <https://stfrancisschools.revtrak.net/>. This district Web Store even integrates with Powerschool!

Save time and be confident that your payment makes it where it needs to go. You can pay online with eCheck, debit, or credit cards.

St. Francis School District is currently accepting online payment for fees like these:

PowerSchool Fees

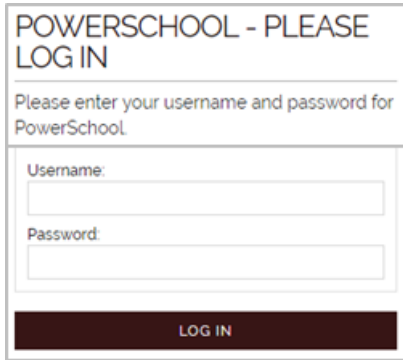


PowerSchool Payments Made Easy

Visit the Web Store

Visit <https://stfrancisschools.revtrak.net/> and click **Log in or create your personal Web Store account** to make payments for your student's PowerSchool Food and Fees account.

Make Payments to your PowerSchool Account



POWERSCHOOL - PLEASE LOG IN

Please enter your username and password for PowerSchool.

Username:

Password:

LOG IN

If you haven't previously logged in to PowerSchool, you will need to enter your student's credentials. The student will show in the future, when logged in to the Web Store.



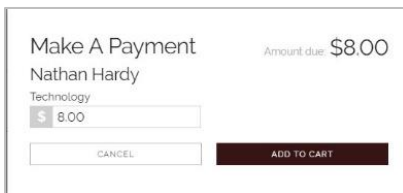
REQUIRED FEES

Nathan Hardy

EPSC: Technology \$8.00 **ADD TO CART**

To make fee payments, click on the student's name to view fees assigned to the student.

Click **Add to Cart** next to the appropriate fee.



Make A Payment Amount due: \$8.00

Nathan Hardy

Technology

\$ 8.00

CANCEL **ADD TO CART**

Click **Add to Cart** in the pop up window to add the fee to your shopping cart.

Confirm all items in the cart and click **Checkout** to proceed to the Web Store.

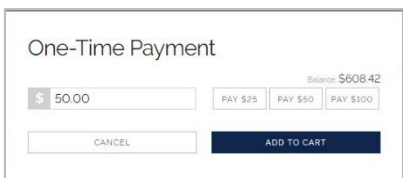


FOOD ACCOUNTS

Arie Alyeascr Balance: \$608.42

MAKE ONE-TIME PAYMENT

To make food payments, click on **Make a One-Time Payment** under the desired student's name.



One-Time Payment Balance: \$608.42

\$ 50.00 PAY \$25 PAY \$50 PAY \$100

CANCEL **ADD TO CART**

Enter your amount or choose a quick pay option: \$25, \$50, \$100.

Select **Add to Cart**.



CHECKOUT

PAYMENT **VERIFY**

ADD CARD

DISCOVER  

card number* name*

expiration* nickname

SAVE CARD

CANCEL **CONTINUE**

Enter your billing information and click **Continue**.

After verifying your information, click **Place Order** to process your transaction and view your receipt.

Payment will be processed and receipt can be viewed and printed. A receipt will automatically be sent to the email address provided. Receipt can be viewed at any time through your account settings.